

# Lifetime Conservative Fund

Fund Update for the quarter ended 31 December 2024



This fund update was first made publicly available on 13 February 2025.

## What is the purpose of this update?

This document tells you how the Lifetime Conservative Fund (**Fund**) has performed and what fees were charged. The document will help you to compare the Fund with other funds. Lifetime Asset Management Limited (**Lifetime**) prepared this update in accordance with the Financial Markets Conduct Act 2013. This information is not audited and may be updated.

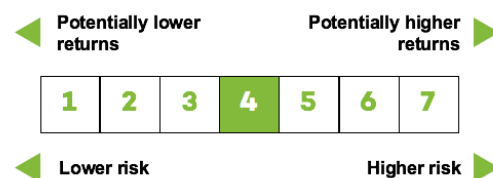
## Description of this fund

The Fund seeks to track composite indices (before annual fund charge and tax). The Fund mainly invests in income assets with some exposure to growth assets and is expected to experience low to medium volatility.

Total value of the Fund	\$51,872.30
The date the Fund started	22 October 2024

## What are the risks of investing?

### Risk indicator for the Lifetime Conservative Fund



The risk indicator is rated from 1 (low) to 7 (high). The rating reflects how much the value of the Fund's assets goes up and down. A higher risk generally means higher potential returns over time, but more ups and downs along the way.



To help you clarify your own attitude to risk, you can seek financial advice or work out your risk profile at [sorted.org.nz/tools/investor-profiler](https://sorted.org.nz/tools/investor-profiler)

Note that even the lowest category does not mean a risk-free investment, and there are other risks that are not captured by this rating.

This risk indicator is not a guarantee of a fund's future performance. As the Fund has not been in existence for five years, the risk indicator is based on the fund's returns data for the period 1 November 2024 to 31 December 2024 and market index data for the period 1 January 2020 to 31 October 2024. While risk indicators are usually relatively stable, they do shift from time to time. The risk indicator will continue to be updated in future fund updates.



See the Product Disclosure Statement (**PDS**) for more information about the risks associated with investing in this Fund.

## How has the fund performed?

	Past Year
<b>Annual return</b> (after deductions for charges and tax)	Not Applicable
<b>Annual return</b> (after deductions for charges but before tax)	Not Applicable
<b>Market index annual return</b> (reflects no deduction for charges and tax)	6.92%

The market index annual return for the Fund is a composite index, calculated using the return of each asset class index the Fund invests in, weighted by the Fund's benchmark asset allocation. To the extent that imputation or franking credits are available, they are included in the market index.



See the Statement of Investment Policy and Objectives (**SIPO**) for details of the Fund's benchmark asset allocation and the asset class indices.



Additional information about the market index is available in the 'SIPO' document on the 'Scheme Register' at [disclose-register.companiesoffice.govt.nz](https://disclose-register.companiesoffice.govt.nz) (search for 'Lifetime Retirement Funds').

## What fees are investors charged?

Investors in the Fund are charged fund charges. Based on the PDS dated 22 October 2024<sup>1</sup>:

	% of net asset value
Total fund charges	1.00%
Which are made up of:	
<b>Total management and administration charges</b>	1.00%
Including:	
• Manager's basic fee	0.66%
• Other management and administration charges	0.34%
<b>Total performance-based fees*</b>	0.00%
<b>Other charges</b>	
The Fund may incur additional charges from the Underlying Funds when making an investment or withdrawal. Additional information about these charges is available in the PDS document on the 'Offer Register' at <a href="https://disclose-register.companiesoffice.govt.nz">disclose-register.companiesoffice.govt.nz</a> (search for 'Lifetime Retirement Funds').	

\* There are no performance fees charged by the Fund.

All fees are inclusive of GST (if any).

Investors may also be charged individual action fees for specific actions or decisions (for example, buy/sell spread). See the PDS for more information about those fees.

## Example of how this applies to an investor

Small differences in fees and charges can have a big impact on your investment over the long term<sup>2</sup>.

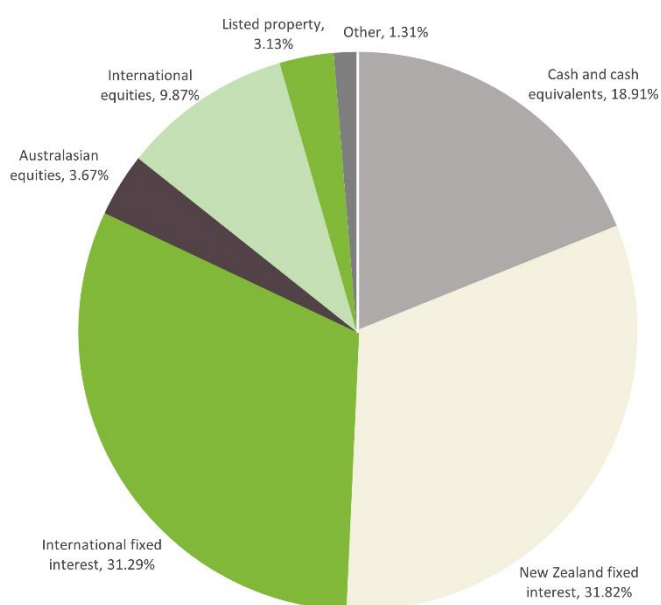
### Example of how this applies to an investor

Ben had \$10,000 in the Fund at the start of the year and did not make any further contributions. At the end of the year, Ben received a return after fund charges were deducted of \$692.06 (that is 6.92% of his initial \$10,000). Ben also paid \$0.00 in other charges. This gives Ben a total return after tax of \$692.06 for the year.

## What does the fund invest in?

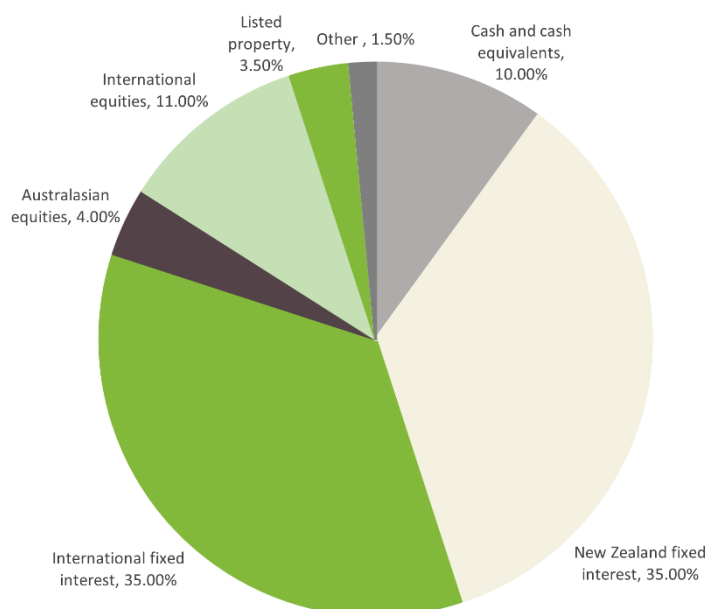
### Actual investment mix

This shows the types of assets that the fund invests in.



### Target investment mix

This shows the mix of assets that the fund generally intends to invest in.



### Top 10 investments

Name	Percentage of the net asset value of the Fund	Type	Country	Credit rating (if applicable)
Fisher Institutional New Zealand Fixed Interest Fund	31.82%	New Zealand fixed interest	New Zealand	-
Mercer Ethical Leaders Hedged Global Fixed Interest Index Fund	31.29%	International fixed interest	New Zealand	-
Cash at Bank	11.72%	Cash and cash equivalents	New Zealand	AA-
Fisher Institutional New Zealand Cash Fund	7.26%	Cash and cash equivalents	New Zealand	-
Mercer Socially Responsible Overseas Shares Index Portfolio	5.01%	International equities	New Zealand	-
Mercer Hedged Socially Responsible Overseas Shares Index Portfolio	4.86%	International equities	New Zealand	-

Name	Percentage of the net asset value of the Fund	Type	Country	Credit rating (if applicable)
Simplicity NZ Share Fund	2.78%	Australasian equities	New Zealand	-
Kernel NZ Commercial Property Fund	1.79%	Listed property	New Zealand	-
Kernel Global Green Property Fund	1.33%	Listed property	New Zealand	-
Kernel Global Infrastructure (NZD Hedged) Fund	1.31%	Other (Infrastructure)	New Zealand	-

The top 10 investments make up 99.17% of the net asset value of the Fund.

### Currency hedging

The following foreign currency exposure targets will apply to international assets:

- International fixed interest – 100% hedged to New Zealand dollars.
- Australian equities – unhedged. However, the underlying fund manager has the discretion to hedge the underlying fund back to New Zealand dollars.
- International equities – 50% hedged to New Zealand dollars. However, we may aim to add value by tactically adjusting the strategic hedging level on international shares above or below the benchmark of 50% depending on our view of how the New Zealand dollar will perform.
- International Property - 100% hedged to New Zealand dollars.
- International Infrastructure – 100% hedged to New Zealand dollars.



Additional information about currency hedging is available in the 'SIPO' on the 'Scheme Register' at **disclose-register.companiesoffice.govt.nz** (search for 'Lifetime Retirement Funds').

### Key personnel

This shows the directors, employees and Investment Committee members and advisors who have the most impact on the investment decisions of the Fund.

Name	Current position	Time in current position	Previous or other position	Time in previous or other position
Peter Verhaart	Contract Chief Investment Officer, Investment Committee Chair	0 years and 10 months	Head of Investment Consulting EriksensGlobal Limited (current position)	3 years and 1 month
			Head of Wholesale and Private Investment, Kiwi Wealth	5 years and 7 months
Cameron Bagrie	Member, Lifetime Investment Committee	3 years and 8 months	Managing Director & Chief Economist, Bagrie Economics (current position)	7 years and 0 months
			Chief Economist, ANZ	11 years and 10 months

Name	Current position	Time in current position	Previous or other position	Time in previous or other position
Kevin Stirrat	Member, Lifetime Investment Committee	3 years and 8 months	Director/Strategy Wealth Management Research, Forsyth Barr Limited	15 years and 10 months
Ellen Cheyne	Chief Financial Officer & Member, Lifetime Investment Committee	6 years and 6 months	Head of Finance, The Co-operative Bank	7 years and 10 months
Paul Robertshawe	Advisor, Lifetime Investment Committee	3 years and 8 months	Chief Investment Officer, Octagon Asset Management Limited ( <i>current position</i> )	3 years and 2 months

### Further information



You can also obtain this information, the PDS for the Lifetime Conservative Fund, and some additional information from the offer register at [disclose-register.companiesoffice.govt.nz](https://disclose-register.companiesoffice.govt.nz) (search for 'Lifetime Retirement Funds').

### Notes

1. The Fund has not been in existence for a 12-month period to 31 March, so the Annual Fund Charges are based on an estimate of assets under management, fund performance, fees and expenses forecasted to occur in the 12-months following the first unitisation of the Fund. More information about the estimated Annual Fund Charges is available on the 'offer register' at [disclose-register.companiesoffice.govt.nz](https://disclose-register.companiesoffice.govt.nz) (search for 'Lifetime Retirement Funds').
2. The Fund commenced on 22 October 2024 and has not been in existence for a full year as at 31 December 2024. For the purposes of the member example, the return is based on the market index return for the year ended 31 December 2024 and does not reflect deductions for charges and tax.