

Lifetime Master Trust

Fund Update for the year ended 31 March 2023

This fund update was first made publicly available on 30 June 2023.

Lifetime Active Growth Fund

What is the purpose of this update?

This document tells you how the Lifetime Active Growth Fund (**Fund**) has performed and what fees were charged. The document will help you to compare the Fund with other funds. Lifetime Trustee Limited prepared this update in accordance with the Financial Markets Conduct Act 2013. This information is not audited and may be updated.

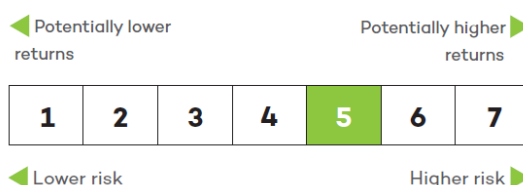
Description of this fund

The Lifetime Active Growth Fund aims to provide annual returns of 10% after the base fund fee* but before tax and before the performance fee, over the minimum recommended investment timeframe. The Fund invests primarily in equities, with a moderate allocation to fixed interest securities.

Total value of the Fund	\$21,157,964
Number of members in the fund	477
The date the Fund started	1 October 2007

What are the risks of investing?

Risk indicator for the Lifetime Active Growth Fund



The risk indicator is rated from 1 (low) to 7 (high). The rating reflects how much the value of the Fund's assets goes up and down. A higher risk generally means higher potential returns over time, but more ups and downs along the way.



To help you clarify your own attitude to risk, you can seek financial advice or work out your risk profile at sorted.org.nz/tools/investor-kickstarter

Note that even the lowest category does not mean a risk-free investment, and there are other risks that are not captured by this rating.

This risk indicator is not a guarantee of a fund's future performance. The risk indicator is based on the returns data for the five years to 31 March 2023. While risk indicators are usually relatively stable, they do shift from time to time. The risk indicator will continue to be updated in future fund updates.



See the Product Disclosure Statement (**PDS**) for more information about the risks associated with investing in this Fund.

*The base fund fee covers costs such as investment management, supervisor, custodial, fund accounting, audit and legal costs, and the estimated underlying external fund charges, where applicable.

How has the fund performed?

	Average over past 5 years	Past Year
Annual return (after deductions for charges and tax)	7.87%	-0.86%
Annual return (after deductions for charges but before tax)	8.28%	-1.01%
Market index annual return (reflects no deduction for charges and tax)	7.99%	-0.93%

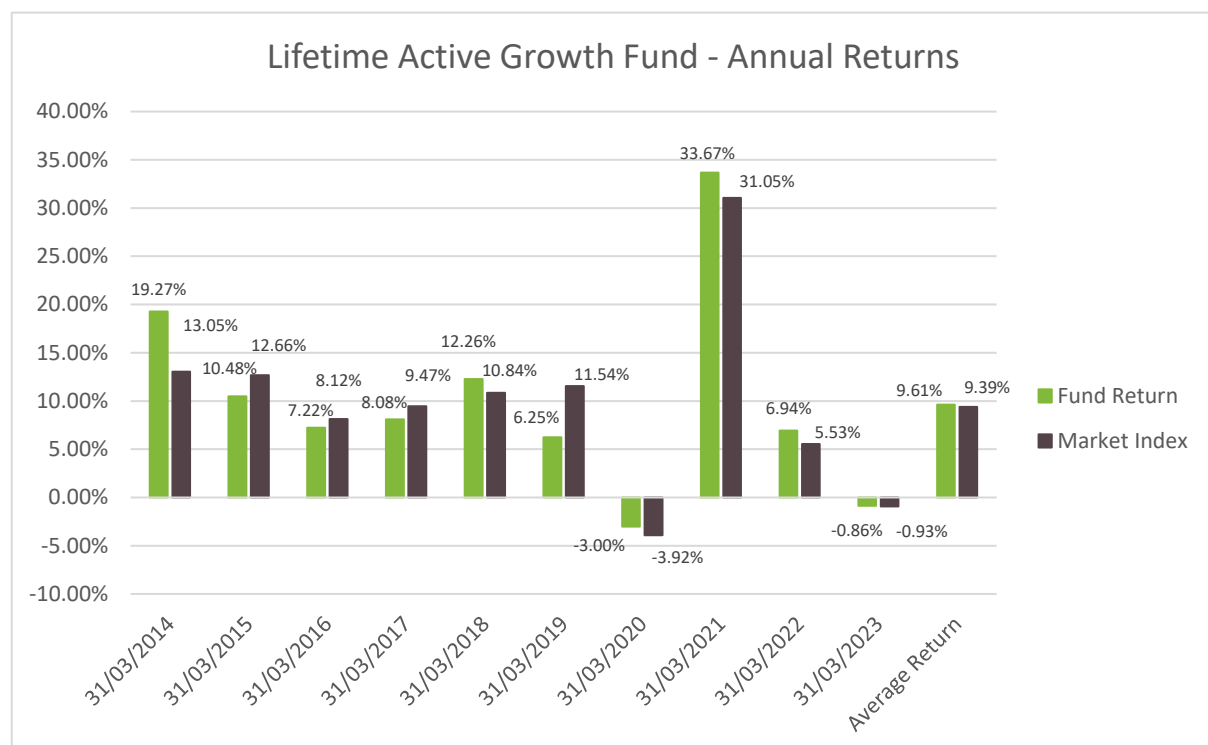
The market index annual return for the Fund is a composite index, calculated using the return of each asset class index the Fund invests in, weighted by the Fund's benchmark asset allocation.



See the Statement of Investment Policy and Objectives (**SIPO**) for details of the Fund's benchmark asset allocation and the asset class indices.



Additional information about the market index is available in the 'Statement of Investment Policy and Objectives' on the 'Scheme Register' at disclose-register.companiesoffice.govt.nz (search for 'Lifetime Master Trust').



This shows the fund return after fund charges and tax for each of the last 10 years ending 31 March. The last bar shows the average annual return for the last 10 years, up to 31 March 2023.

Important: This does not tell you how the fund will perform in the future.

Returns in this update are after tax at the highest prescribed investor rate (PIR) of tax for an individual New Zealand resident. Your tax may be lower.

What fees are investors charged?

Investors in the Fund are charged fund charges. In the year to 31 March 2023 these were:

	% of net asset value
Total fund charges	1.30%
Which are made up of:	
Total management and administration charges	1.30%
Including:	
• Manager's basic fee	1.13%
• Other management and administration charges	0.17%
Total performance-based fees	0.00%
Other charges	
Annual membership fee	\$22.35
Annual membership fee calculation involves calculating the total of member fees payable across all those participating employers where the member pays for the fees and dividing by the total number of members from all participating employers and multiplying by 12 to convert to an annual average. Annual membership fees were charged during the period however they are no longer charged.	

All fees are inclusive of GST (if any).

Investors may also be charged individual action fees for specific actions or decisions. See the PDS for more information about those fees.

Example of how this applies to an investor

Small differences in fees and charges can have a big impact on your investment over the long term.

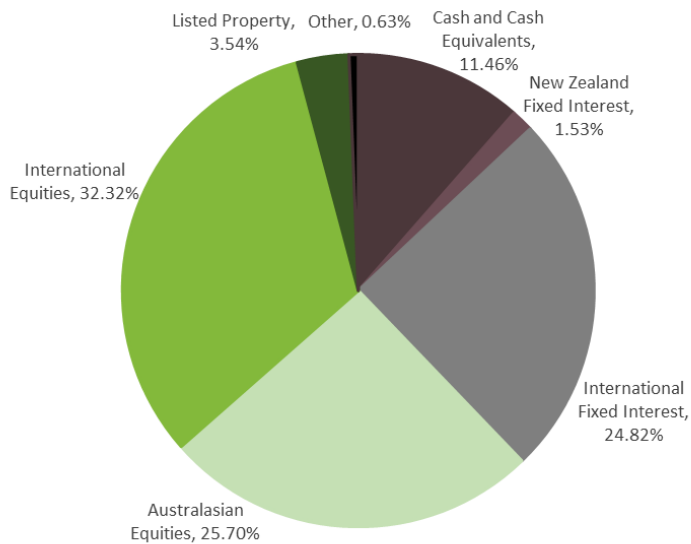
Example of how this applies to an investor

Ben had \$10,000 in the Fund at the start of the year and did not make any further contributions. At the end of the year, Ben incurred a loss after fund charges and tax were deducted of \$86.00 (that is -0.86% of his initial \$10,000). Ben also paid \$22.35 in other charges. This gives Ben a total loss after tax of \$108.35 for the year.

What does the fund invest in?

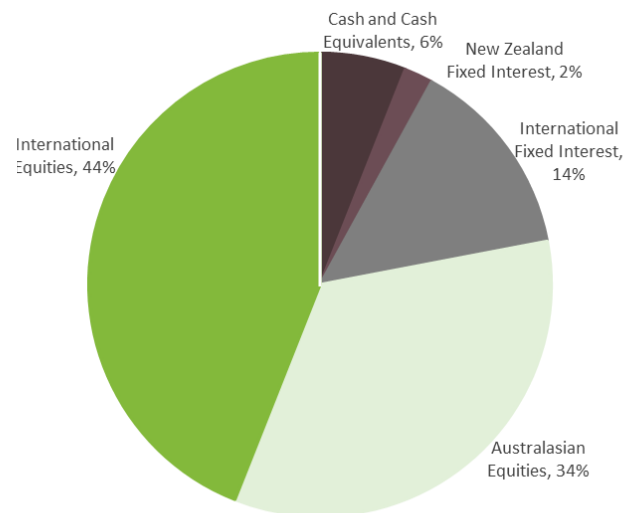
Actual investment mix*

This shows the types of assets that the fund invests in.



Target investment mix

This shows the mix of assets that the fund generally intends to invest in.



*The 'Other' allocation includes currency derivatives which are used to manage foreign exchange risk.

Top 10 investments

Name	Percentage of the net asset value of the Fund	Type	Country	Credit rating (if applicable)
Milford Active Growth Fund	99.69%	Diversified Fund	New Zealand	-
Cash at Bank	0.31%	Cash & Cash Equivalents	New Zealand	AA-

The top 10 investments make up 100.00% of the net asset value of the Fund.

Currency hedging

We do not hedge currency at the fund level. All currency hedging occurs at the underlying fund level through the Milford Active Growth Fund.



Additional information about currency hedging is available in the 'SIPO' on the 'Scheme Register' at disclose-register.companiesoffice.govt.nz (search for 'Lifetime Master Trust').

Key personnel

This shows the directors, employees and Investment Committee members and advisors who have the most influence on the investment decisions of the Fund.

Name	Current position	Time in current position	Previous or other position	Time in previous or other position
Helen McKenzie	Director, Lifetime Trustee Limited	6 years and 5 months	Institutional Relationship Manager, First State Investments	3 years
Dennis Church	Director, Lifetime Trustee Limited	3 years and 11 months	General Manager, Public Trust Corporate Trustees Services	9 years and 6 months
Ralph Stewart	Director, Lifetime Trustee Limited	9 months	Managing Director, Lifetime Asset Management Limited (current position)	8 years and 10 months
Diana Crossan	Director, Lifetime Trustee Limited	9 months	Retirement Commissioner, Commission for Financial Literacy and Retirement Income	9 years 11 months
John Strahl	Director, Lifetime Trustee Limited	9 months	Partner, DLA Phillips Fox	17 years and 6 months

Further information



You can also obtain this information, the PDS for the Lifetime Master Trust, and some additional information from the offer register at disclose-register.companiesoffice.govt.nz (search for 'Lifetime Master Trust').

Notes
